

- Volume control dampers
- With rubbersealing
- Galvanized steel
- Male
- Motorizable

## Accessories

- **AEX-12/M6**  
Axle extensions
- **MP**  
Mounting plates for servomotor



## Control valves type KDM

Circular control valves with manual quadrant.

### Material

- Galvanized steel

### Accessories

- Control valve type **KDM** can be motorized with a actuator type **LM**, **NM**, **LF** or **NF/SF**
- If used with servomotor type **LM**, a mounting plate type **MP-LM** is obligatory. An axle extension type **AEX-12/M6 100 mm** is necessary for **KDM 80** until **KDM 250**
- If used with servomotor type **NM**, a mounting plate type **MP-NM** is obligatory. An axle extension type **AEX-12/M6 100 mm** is necessary for **KDM 80** until **KDM 250**
- If used with servomotor type **LF**, a mounting plate type **MP-LF** is obligatory. An axle extension type **AEX-12/M6 100 mm** is necessary for **KDM 80** until **KDM 250**
- If used with servomotor type **NF** or **SF**, a mounting plate type **MP-NF/SF** is obligatory. An axle extension type **AEX-12/M6 100 mm** is necessary for **KDM 80** until **KDM 250**
- An actuator with more than 5Nm (**NM**, **NF** or **SF**) is recommended for **KDM** size 560 and 630
- From **KDM** diameter 280 the valve is already equipped with an axle extension so no extension will be needed.

### Other available products

- Air tight control valves, type **AKH**

### Text for tender

- A circular control valve with manual quadrant is used for a good regulation of the air flow. If necessary the valve can be motorized by replacing the manual quadrant into a servomotor type **Belimo LM**. In that case a mounting plate (type **ATC MP-LM**) and axle extension (type **ATC AEX-12/M6 100 mm**) are recommended.
- type **ATC KDM**

**Order example**
**■ KDM, 250**

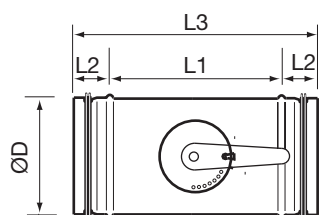
Explanation :

**KDM** = Type of valve

**250** = Diameter of valve

**Motorisation accessories**

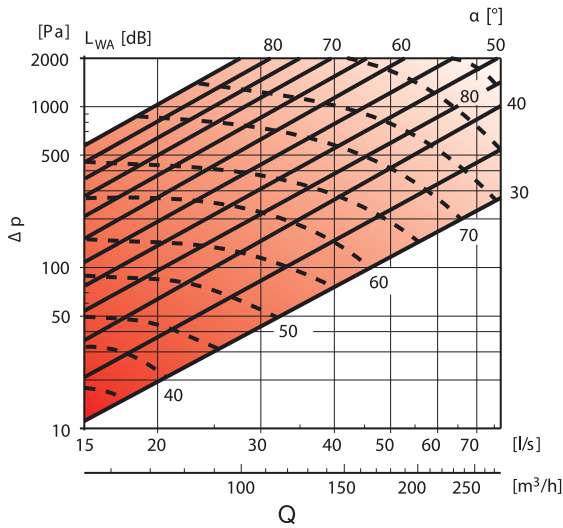
	KDM Ø80 -> Ø250	KDM Ø280 -> Ø500	KDM Ø560 -> Ø630
LM	MP-LM + AEX-12/M6 100mm	MP-LM	-
NM	-	-	MP-NM
LF	MP-LF + AEX-12/M6 100mm	MP-LF	-
NF/SF	-	-	MP-NF/SF


**Dimensions**

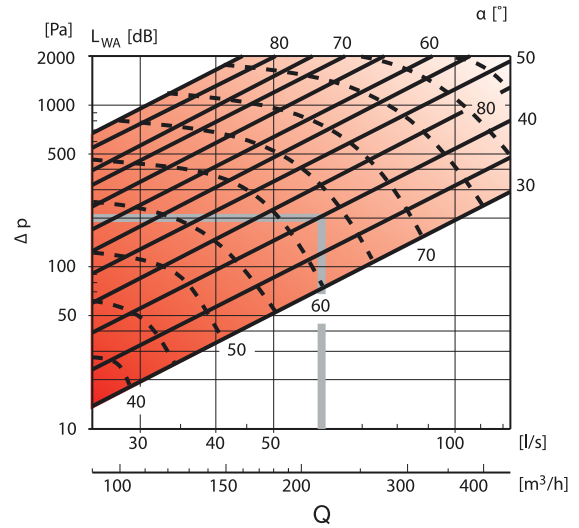
Type	Dia [mm]	L1 [mm]	L2 [mm]	L3 [mm]
KDM 80	80	120	40	200
KDM 100	100	120	40	200
KDM 125	125	120	40	200
KDM 150	150	120	40	200
KDM 160	160	120	40	200
KDM 180	180	120	40	200
KDM 200	200	140	40	220
KDM 250	250	140	40	220
KDM 280	280	130	60	250
KDM 300	300	130	60	250
KDM 315	315	130	60	250
KDM 355	355	130	60	250
KDM 400	400	130	60	250
KDM 450	450	130	60	250
KDM 500	500	270	60	390
KDM 560	560	270	60	390
KDM 630	630	470	60	590

### Pressure losses and sound levels

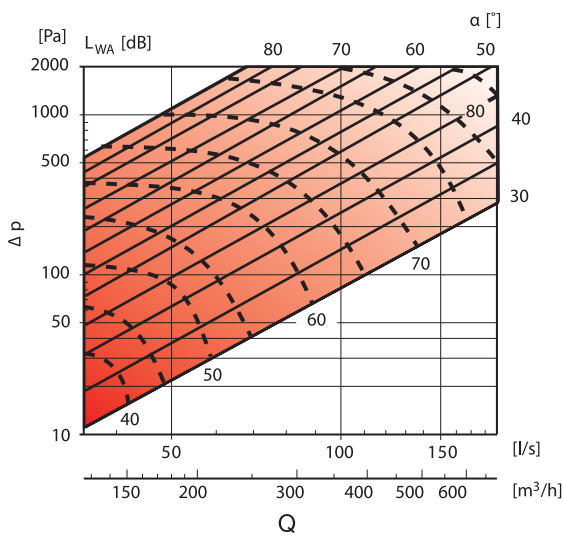
KDM Ø80



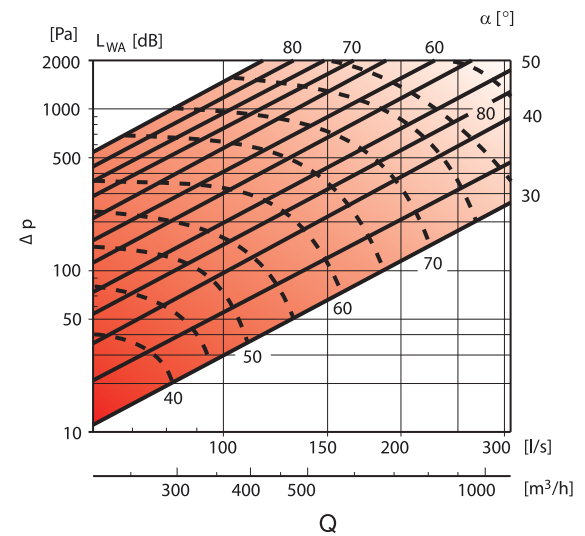
KDM Ø100



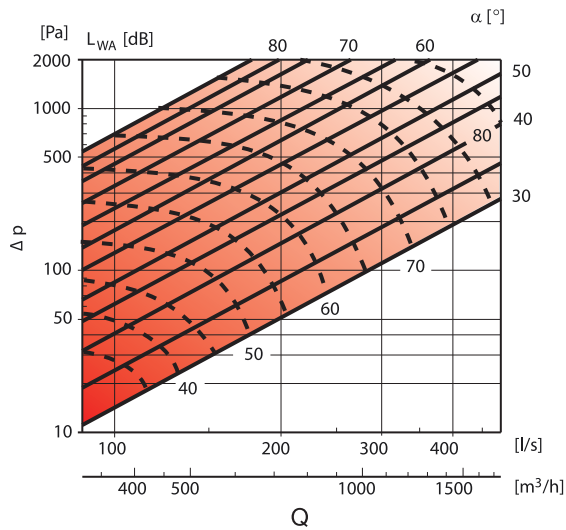
KDM Ø125



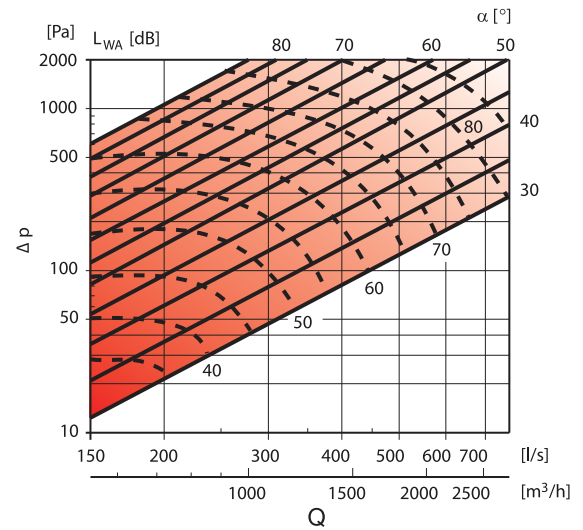
KDM Ø160



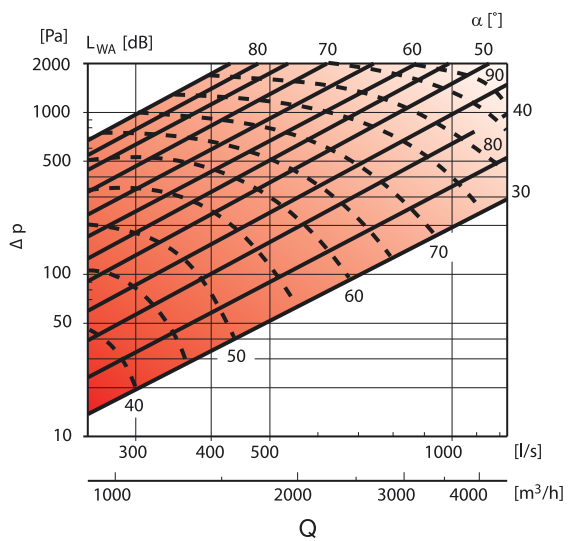
KDM Ø200



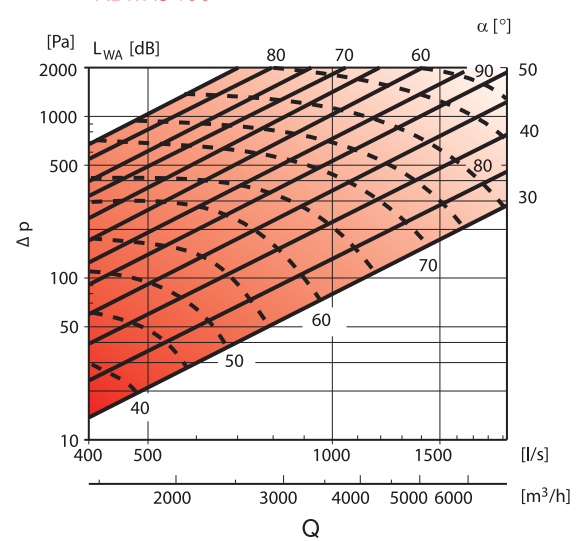
KDM Ø250



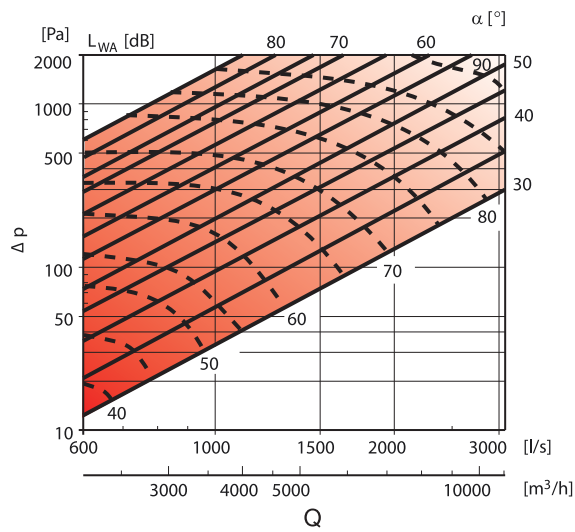
KDM Ø315



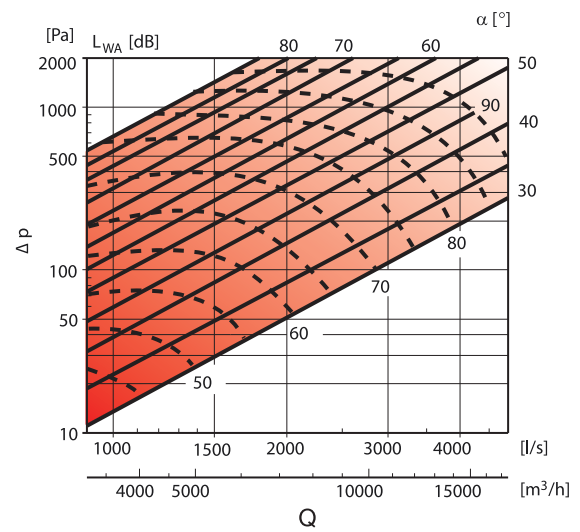
KDM Ø400



KDM Ø500



KDM Ø630



### Accessories



■ **AEX-12/M6** Axle extensions



■ **MP** Mounting plates for servomotor